


# LABORATORY LINES

## HEMATOLOGY ANALYZER



**Kalstein**®

A different accompaniment, at your service





# Kalstein®

A different accompaniment, at your service

OUR SERVICES

## Benefits and Support

In Kalstein France, we take care of the full satisfaction of our customers, that is why we provide value-added services of the highest level based on our experience.



### Online Inductions and Trainings

In any part of the world, receive your induction or training from our specialized team of engineers



### Quick Response

Our work team is always available to response all your consults or questions, in order to support you in any situation.



### #Letsgivemore ♥

Thanks to your purchase, a donation will be made to a non-profit foundation that fights against breast cancer and helps most vulnerable communities.



### Technical Support

Enjoy of personalized advice for the correct preventive and corrective maintenance of your equipment, thanks to Kalstein's manuals and articles, special catalogues and video tutorials.



### Delivery Logistics

We take care of all the necessary logistics for the dispatch of your goods, whether is by sea, land or air.



### Kalstein Worldwide

With more than 25 years growing with our customers, Kalstein's multiformat and modern content, is now present in more than 10 countries and increasing.



## KALSTEIN® Hematology Analyzer 3- Part Model YR05120

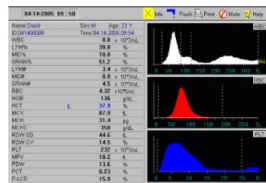


### Features:

- ✓ 3-part differentiation of WBC, 23 parameters,
- ✓ Single channel counter, up to 30 samples test per hour
- ✓ Sample volume : venous 9.8 ul, prediluted 20 ul for twice testing
- ✓ 8.4" colour TFT screen, all testing parameter displayed simultaneously
- ✓ Windows operation system, mouse and keyboard operation
- ✓ Automatically sample probe cleaning (inside and outside)
- ✓ Large storage capacity: up to 100,000 samples +3 histograms
- ✓ Internal thermal-sensitive printer or external printer.

### Technical details:

<b>Model</b>	YR05120
<b>Methodology</b>	Electrical resistance for counting, hemoglobin cyanide method and SFT method for hemoglobin
<b>Parameter</b>	3-part differentiation of WBC; 23 parameters and 3 color histograms (WBC, RBC, PLT)
<b>Work mode</b>	double Channel+unique Hemoglobin test system
<b>Sample volume</b>	9.8ul for Venous and capillary mode, 20ul for prediluted mode
<b>Throughput</b>	up to 30 samples test per hour results including histograms can be stored, convenient for inquiry and management of history data
<b>Storage</b>	up to 100000 sample results including histograms can be stored, convenient for inquiry and management of history data
<b>Operation language</b>	English
<b>QC control</b>	X-B, L-J, X, SD, CV%
<b>Reference value setting</b>	Male, Female, Children, Neonate
<b>Input/output</b>	RS232, parallel printer and keyboard
<b>Print</b>	Graphic thermal printer with various printing format, optional external printer
<b>Temperature</b>	18°C-30°C, wet ≤ 10-90%
<b>Power supply</b>	220V±22VAC, 50±1Hz
<b>Dimension</b>	33CM(L)*38CM(W)*43CM(H)
<b>Weight</b>	20kg



### #Letsgivemore ❤️

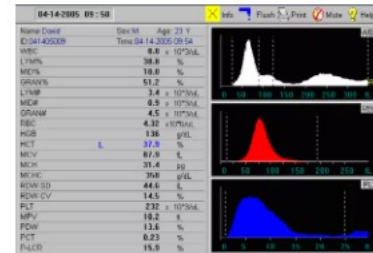
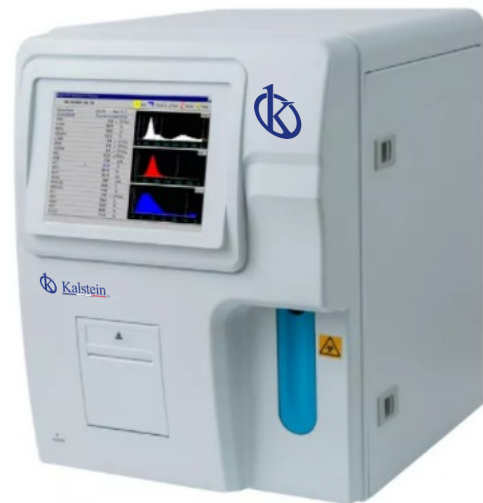
Thanks to your purchase, a donation will be made to a non-profit foundation that fights against breast cancer and helps most vulnerable communities.



All rights reserved © KALSTEIN France S. A. S.,  
2 Rue Jean Lantier • 75001 Paris •  
+33 1 78 95 87 89 / +33 6 80 76 07 10 •  
<https://kalstein.eu>  
KALSTEIN FRANCE, S. A. S



## KALSTEIN® Hematology Analyzer 3- Part Model YR05120



Parameters	CV[%]
WBC	≤4.0
RBC	≤2.0
HGB	≤2.0
MCV	≤3.0
PLT	≤8.0



#Let'sgivemore ❤️

Thanks to your purchase, a donation will be made to a non-profit foundation that fights against breast cancer and helps most vulnerable communities.



All rights reserved © KALSTEIN France S. A. S.,  
2 Rue Jean Lantier • 75001 Paris •  
+33 1 78 95 87 89 / +33 6 80 76 07 10 •  
<https://kalstein.eu>  
KALSTEIN FRANCE, S. A. S



## KALSTEIN® Hematology Analyzer 3- Part Model YR05121



### Features:

- ✓ 3 part differentiation of WBC,24 parameters
- ✓ 8.4 inches colour touch screen
- ✓ waste full alarm automatically
- ✓ Double channel counter, up to 60 samples test per hour
- ✓ sample volume: venous 9.8ul, prediluted 20ul for twice testing
- ✓ windows operation system, mouse and keyboard operation
- ✓ Automatically sample probe cleaning (inside and outside)
- ✓ Large storage capacity: up to 100000 samples +3 histograms
- ✓ Internal thermal-sensitive printer or external printer

### Technical details:



<b>Methodology</b>	Electrical resistance for counting, hemoglobincyanide method and SFT method for hemoglobin
<b>Parameter</b>	3-part differentiation of WBC;24 parameters
<b>Sample volume</b>	9.8ul for Venous and capillary mode,20ul for prediluted mode
<b>Throughput</b>	more than 60 sample results including histograms can be stored, convenient for inquiry and management of history data
<b>Storage</b>	up to 100000 sample results including histograms can be stored, convenient for inquiry and management of history data
<b>Operation language</b>	English
<b>QC control</b>	X-B, L-J, X, SD, CV%
<b>Reference value setting</b>	Male, Female, Children, Neonate
<b>Input/output</b>	RS232, parallel printer and keyboard
<b>Print</b>	Graphic thermal printer with various printing format, optional external printer
<b>Temperature</b>	18°C-30°C, wet ≤ 10-90%
<b>Power supply</b>	220V±22VAC, 50±1Hz
<b>Dimension</b>	33CM(L)*38CM(W)*43CM(H)
<b>Weight</b>	20kg



### #Letsgivemore

Thanks to your purchase, a donation will be made to a non-profit foundation that fights against breast cancer and helps most vulnerable communities.

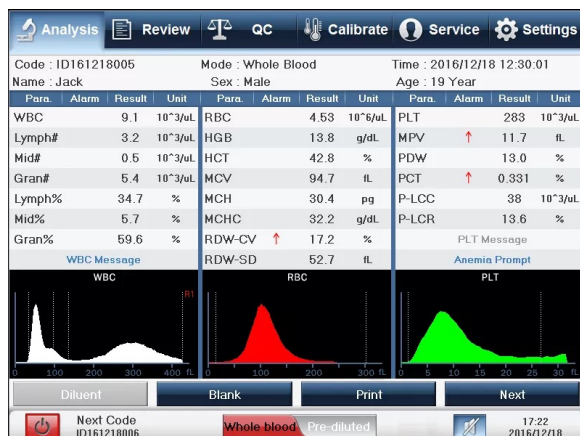


All rights reserved © KALSTEIN France S. A. S.,  
2 Rue Jean Lantier • 75001 Paris •  
+33 1 78 95 87 89 / +33 6 80 76 07 10 •  
<https://kalstein.eu>  
KALSTEIN FRANCE, S. A. S



## KALSTEIN® Hematology Analyzer

## 3- Part Model YR05121



<b>Model</b>	YR05121
<b>Methodology</b>	Electrical resistance for counting, hemoglobin cyanide method and SFT method for hemoglobin
<b>Parameter</b>	3-part differentiation of WBC; 24 parameters
<b>Sample volume</b>	9.8ul for Venous and capillary mode, 20ul for prediluted mode
<b>Throughput</b>	more than 60 sample results including histograms can be stored, convenient for inquiry and management of history data
<b>Storage</b>	up to 100000 sample results including histograms can be stored, convenient for inquiry and management of history data
<b>Operation language</b>	English
<b>QC control</b>	X-B, L-J, X, SD, CV%
<b>Reference value setting</b>	Male, Female, Children, Neonate
<b>Input/output</b>	RS232, parallel printer and keyboard
<b>Print</b>	Graphic thermal printer with various printing format, optional external printer
<b>Temperature</b>	18°C-30°C, wet ≤ 10-90%
<b>Power supply</b>	220V±22VAC, 50±1Hz
<b>Dimension</b>	33CM(L)*38CM(W)*43CM(H)
<b>Weight</b>	20kg

Parameter	Range	Whole blood sample repeatability (CV)%
WBC	7.0 ~ 15.0 × 10 <sup>9</sup> /L	≤ 2.0
	4.0 ~ 6.9 × 10 <sup>9</sup> /L	≤ 3.5
RBC	3.50 ~ 6.5 × 10 <sup>12</sup> / L	≤ 1.5
HGB	100 ~ 180 g/L	≤ 1.5
MCV	70.0 ~ 110.0 fL	≤ 0.5
PLT	150 ~ 500 × 10 <sup>9</sup> /L	≤ 4.0
	100 ~ 149 × 10 <sup>9</sup> /L	≤ 5.0



## #Letsgivemore

Thanks to your purchase, a donation will be made to a non-profit foundation that fights against breast cancer and helps most vulnerable communities.



All rights reserved © KALSTEIN France S. A. S.,  
2 Rue Jean Lantier • 75001 Paris •  
+33 1 78 95 87 89 / +33 6 80 76 07 10 •  
<https://kalstein.eu>  
KALSTEIN FRANCE, S. A. S.





 **Kalstein**<sup>®</sup>  
A different accompaniment, at your service

#LETSGIVEMORE 

**WITH THE  
ACQUISITION  
OF A KALSTEIN  
EQUIPMENT**

YOU MAKE A CONTRIBUTION TO:



**Fundación  
Jacinto Convit**

<https://www.jacintoconvit.org/>



<https://onetreepanted.org>



**Humatem**

Solidarité et coopération  
biomédicale

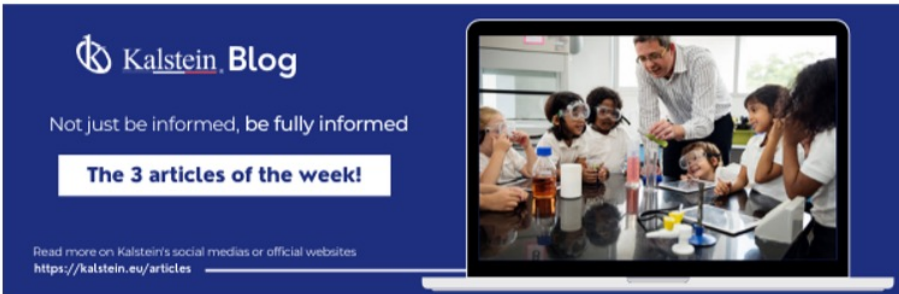
<https://www.humatem.org/>



**MANIAPURE  
FOUNDATION USA**

<https://www.maniapurefoundation.org/>

**Articles Kalstein**  
(Social Networks and Official Websites)



**Kalstein Blog**  
Not just be informed, be fully informed

**The 3 articles of the week!**

Read more on Kalstein's social medias or official websites  
<https://kalstein.eu/articles>

**1**  
Read this ARTICLE NOW



**How does the climate affect your microscope?**

microscope is an instrument that allows observing and measuring objects at a very small scale. This is achieved through a complex system of lenses, which form

**Kalstein Blog**

**Article of the week:**  
How does the climate affect your microscope?

Read more on Kalstein's social medias or official websites  
<https://kalstein.eu/articles>

**2**  
Read this ARTICLE NOW



**What is the importance of the laboratory refrigerator?**

refrigerator is a device that is one of the most used equipment in laboratories to maintain, in a controlled environment (refrigerated space), various fluids and substances.

**Kalstein Blog**

**Article of the week:**  
What is the importance of the laboratory refrigerator?


Read more on Kalstein's social medias or official websites  
<https://kalstein.eu/articles>

**Kalstein Training Videos**  
(Youtube Channel and Official Websites)



Kalstein France - Jacinto Convit Foundation / Allianc...

23 views • 3 years ago



Kalstein's Microscopes

445 views • 1 week ago



PARIS - FRANCE  
**HEADQUARTER**

2 Rue Jean Lantier  
75001 Paris - France

**Tlf:** +33 (0) 01 78 95 87 89

**Cel:** +33 (0) 6 80 76 07 10  
sales@kalstein.eu

<https://kalstein.eu/>  
<https://www.kalstein.fr/>

