



LABORATORY LINES

HEMATOLOGY ANALYZER



Kalstein®

A different accompaniment, at your service





Kalstein®

A different accompaniment, at your service

OUR SERVICES

Benefits and Support

In Kalstein France, we take care of the full satisfaction of our customers, that is why we provide value-added services of the highest level based on our experience.



Online Inductions and Trainings

In any part of the world, receive your induction or training from our specialized team of engineers



Quick Response

Our work team is always available to response all your consults or questions, in order to support you in any situation.



#Letsgivemore ♥

Thanks to your purchase, a donation will be made to a non-profit foundation that fights against breast cancer and helps most vulnerable communities.



Technical Support

Enjoy of personalized advice for the correct preventive and corrective maintenance of your equipment, thanks to Kalstein's manuals and articles, special catalogues and video tutorials.



Delivery Logistics

We take care of all the necessary logistics for the dispatch of your goods, whether is by sea, land or air.



Kalstein Worldwide

With more than 25 years growing with our customers, Kalstein's multiformat and modern content, is now present in more than 10 countries and increasing.



KALSTEIN® Hematology Analyzer

5- Part Model YR05122-1



Features:

- ✓ WBC 5-part differentiation, 29 parameters, 3D scattergram and 3 Histograms
- ✓ Tri-angle laser scatter and Flow cytometry technology
- ✓ Whole blood mode, Prediluted mode and Capillary whole blood mode
- ✓ 3 reagents for testing, close system by RF card
- ✓ 14 inch, high resolution (1366*768) touch screen
- ✓ 60 samples per hour
- ✓ Low volume sample consumption CBC+DIFF mode: $\leq 20\mu\text{l}$, CBC mode: $\leq 10\mu\text{l}$
- ✓ Up to 100,000 samples storage
- ✓ 1 LAN port, 4 USB ports; Support Bi-direction LIS
- ✓ Support most of the external printer and various printout formats available
- ✓ Original Control and Calibrator
- ✓ Low running cost
- ✓ Easy to operate



Technical details:

| | |
|----------------------------|--|
| Methodology | Tri-angle laser scatter + flow Cytometry + impedance method for WBC; impedance method for RBC and PLT counting |
| Test mode | CBC mode, CBC+DIFF mode. Venous whole blood, Capillary whole blood and Prediluted |
| Sample volume | CBC+DIFF mode: $\leq 20\mu\text{l}$, CBC mode: $\leq 10\mu\text{l}$ |
| Throughput | More than 60 samples per hour, operatable 24 hours a day, auto sleeping and waking-up functions |
| Storage | Up to 100,000 results(including histogram, scartergram, patient information) |
| Operation langue | English and more is coming |
| QC control | X-B, L-J, X, SD, CV % |
| Interface | 1 LAN port, 4 USB ports |
| Communication | Bi-direction LIS, support HL7 protocol Internal RFID reader |
| Print out | Support various external USB printers, printout formats user definable |
| Working invironment | Temperature: 10°C– 30°C, humidity: 20–85% |
| Power supply | 100–240 V, 50/601Hz |
| Dimension | 48 CM (L) * 38 CM (W) * 52 CM (H) |
| Weight | 36 KG |



#Let'sgivemore

Thanks to your purchase, a donation will be made to a non-profit foundation that fights against breast cancer and helps most vulnerable communities.



All rights reserved © KALSTEIN France S. A. S.,
2 Rue Jean Lantier • 75001 Paris •
+33 1 78 95 87 89 / +33 6 80 76 07 10 •
<https://kalstein.eu>
KALSTEIN FRANCE, S. A. S



KALSTEIN® Hematology Analyzer**5- Part Model YR05122-1****Parameters**

● WBC, RBC, HGB, HCT, MCV, MCH, MCHC, RDW-SD, RDW-CV, PLT, MPV, PCT, PDW, P-LCR, P-LCC, NEU%, YM%, MON%, EOS%, BAS%, NEU#, LYM#, MON#, EOS#, BAS#

● 1 3D Scattergram, 3-histograms : WBC/BASO, RBC, PLT

● 4 Research parameter: ALY%, ALY#, IG%, IG#

Precision

| Parameters | Linear Range | Carry Over | CV % |
|------------|-----------------------------|------------|-------|
| WBC | 0.0-300x10 ⁹ /L | ≤0.5% | ≤2% |
| RBC | 0.0-8x10 ¹² /L | ≤0.5% | ≤1.5% |
| HGB | 0.0-250g/L | ≤0.5% | ≤1.5% |
| PLT | 0.0-3000x10 ⁹ /L | ≤1.0% | ≤4.0% |



#Let'sgivemore ♥

Thanks to your purchase, a donation will be made to a non-profit foundation that fights against breast cancer and helps most vulnerable communities.



All rights reserved © KALSTEIN France S. A. S.,
2 Rue Jean Lantier • 75001 Paris •
+33 1 78 95 87 89 / +33 6 80 76 07 10 •
<https://kalstein.eu>
KALSTEIN FRANCE, S. A. S



KALSTEIN® Hematology Analyzer

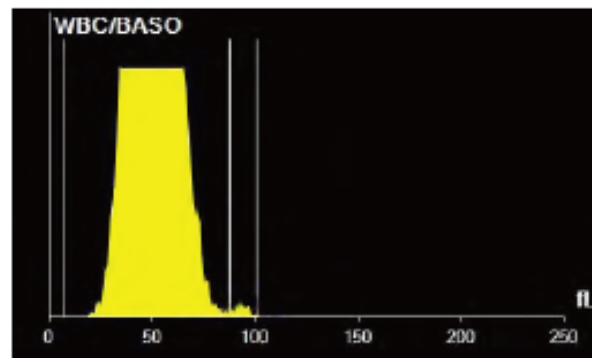

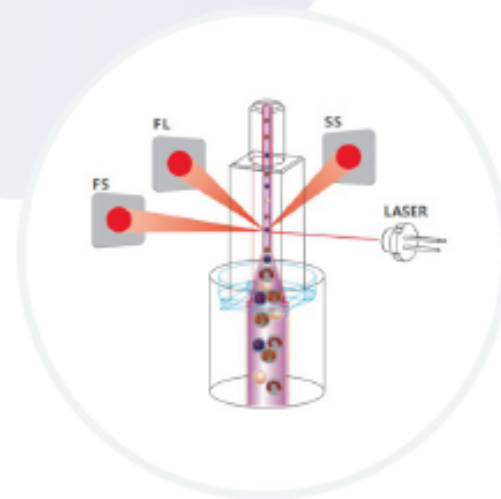
5- Part Model YR05122-1

Feature

- Tri-angle Laser scatter
- Flow Cytometry method
- 3D Scattergram analysis
- Impedance method for RBC and PLT counting

Principles

- Tri-angle Laser scatter
- Flow Cytometry method
- 3D Scattergram analysis



- Cyanide free reagents for HGB test
- Automatically sample probe cleaning (inside and outside)
- 5 -part differentiation of WBC, 29 parameters, Double channel counter
- More than 60 samples test per hour
- Tri-angle Laser Scatter, electrical resistance for RBC and PLT counting
- Low sample consumption: CBC+DIFF mode: ≤20ul, CBC mode: ≤10ul
- 14 inch color touch screen, resolution 1366*768
- Large storage capacity: Up to 100,000 results(including histogram, scattergram, patient information)
- Internal thermal-sensitive printer, support various external USB printers



#Let'sgivemore ❤️

Thanks to your purchase, a donation will be made to a non-profit foundation that fights against breast cancer and helps most vulnerable communities.



All rights reserved © KALSTEIN France S. A. S.,
2 Rue Jean Lantier • 75001 Paris •
+33 1 78 95 87 89 / +33 6 80 76 07 10 •
<https://kalstein.eu>
KALSTEIN FRANCE, S. A. S





 **Kalstein**[®]
A different accompaniment, at your service

#LETSGIVEMORE 

**WITH THE
ACQUISITION
OF A KALSTEIN
EQUIPMENT**

YOU MAKE A CONTRIBUTION TO:

 **Fundación
Jacinto Convit**
<https://www.jacintoconvit.org/>

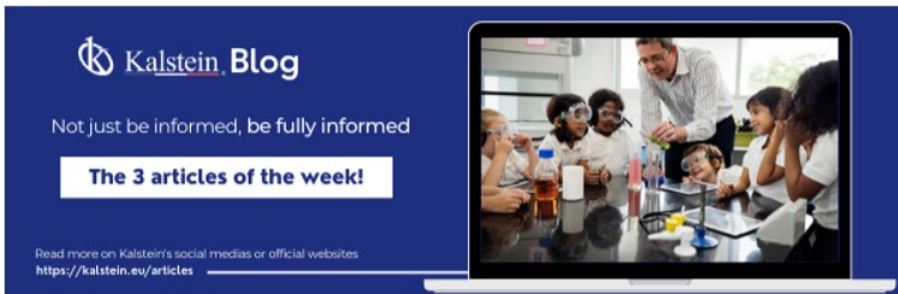
 **ONE
TREE
PLANTED**

<https://onetreepanted.org>

 **Humatem**
Solidarité et coopération
biomédicale
<https://www.humatem.org/>

 **MANIAPURE
FOUNDATION USA**
<https://www.maniapurefoundation.org/>

Articles Kalstein
(Social Networks and Official Websites)



Kalstein Blog
Not just be informed, be fully informed

The 3 articles of the week!

Read more on Kalstein's social medias or official websites
<https://kalstein.eu/articles>



PARIS - FRANCE
HEADQUARTER
2 Rue Jean Lantier
75001 Paris - France

Tlf: +33 (0) 01 78 95 87 89
Cel: +33 (0) 6 80 76 07 10
sales@kalstein.eu

<https://kalstein.eu/>
<https://www.kalstein.fr/>



1
Read this ARTICLE NOW

How does the climate affect your microscope?

microscope is an instrument that allows observing and measuring objects at a very small scale. This is achieved through a complex system of lenses and mirrors, which form

Kalstein Blog

Article of the week:
How does the climate affect your microscope?

Read more on Kalstein's social medias or official websites
<https://kalstein.eu/articles>



2
Read this ARTICLE NOW

What is the importance of the laboratory refrigerator?

refrigerator is a device that is one of the most common pieces of equipment used in laboratories. It is a controlled environment (refrigerated space), various fluids and substances

Kalstein Blog

Article of the week:
What is the importance of the laboratory refrigerator?

Read more on Kalstein's social medias or official websites
<https://kalstein.eu/articles>

Kalstein Training Videos
(Youtube Channel and Official Websites)



Kalstein France - Jacinto Convit Foundation / Allianc...

23 views • 3 years ago



Kalstein's Microscopes

445 views • 1 week ago

