



# MEDICAL LINES

## ELECTROSURGICAL UNITS



**Kalstein**®

A different accompaniment, at your service





# Kalstein®

A different accompaniment, at your service

OUR SERVICES

## Benefits and Support

In Kalstein France, we take care of the full satisfaction of our customers, that is why we provide value-added services of the highest level based on our experience.



### Online Inductions and Trainings

In any part of the world, receive your induction or training from our specialized team of engineers



### Quick Response

Our work team is always available to response all your consults or questions, in order to support you in any situation.



### #Letsgivemore ♥

Thanks to your purchase, a donation will be made to a non-profit foundation that fights against breast cancer and helps most vulnerable communities.



### Technical Support

Enjoy of personalized advice for the correct preventive and corrective maintenance of your equipment, thanks to Kalstein's manuals and articles, special catalogues and video tutorials.



### Delivery Logistics

We take care of all the necessary logistics for the dispatch of your goods, whether is by sea, land or air.



### Kalstein Worldwide

With more than 25 years growing with our customers, Kalstein's multiformat and modern content, is now present in more than 10 countries and increasing.





## Electrosurgical Unit

### Model YR02145

New YR02145 electrosurgical generator comes up with two version "Grey" and "White". The twin systems allow for the same mono & bipolar working modes but with different power range. She has integrated 7 different monopolar and bipolar modes, tissue responding and automatic return electrode monitoring to give intuitive indication of potential burn risk, which enables highly efficient and safe surgical cutting and coagulation through all types of tissue

#### Smaller footprint

The new YR02145 has optimized the structural design and reduced weight and volume both by 50%, can be easily mounted onto the support tray of ceiling pendant for endoscopic application.

#### Splash-proof design

The "arrow" shaped front design separates working area from accessory connections. Thanks to its slightly folded edge, any liquid onto the control panel will never reach into the power socket underneath if accidental splash happens in operating theatre.

#### Separate control and measurement


Front panel of new YR02145 consists of two differently sloped areas, 130° sloped "Measurement area" and 160° sloped "Control area", to provide operator great physical comfort when they setup or adjust power setting, and observe the power measurement and neutral electrode's contact situation from an ergonomic viewing angle and height.

#### Surgical smoke evacuation (optional)

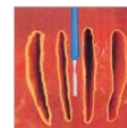
Heat-producing surgical methods (like electrosurgery or laser) mostly bring surgical smoke that contain hazardous (like acrylonitrile and hydrogen cyanide) which may blur surgical vision (especially for procedures into cavity) and cause harm to respiratory systems of patients, surgeons or operating theatre staff.

#### Tissue impedance-based power output

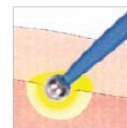
Resistance from nerve, muscle, adipose tissue and bone to electrical circuits vary. Impedance response technology in YR02145 electrosurgical system measures the tissue resistance then automatically adjust power output under presented range, to optimize real cutting or coagulation performance, which makes YR02145 system qualified for wide range of applications, from various open surgeries to minimal-access procedures, as well as under-water operation in Gynecology and Urology..



(GREY, 350W)



Blend cut.



Soft coag.



Bipolar coag.



#### #Letsgivemore

Thanks to your purchase, a donation will be made to a non-profit foundation that fights against breast cancer and helps most vulnerable communities.




All rights reserved © KALSTEIN France S. A. S., Optimum Business Center 450 Rue Baden Powell, • 34000 Montpellier, France.  
Tit: +33 467158849 / +33 680760710/ +33 663810023  
<https://kalstein.eu>  
KALSTEIN FRANCE, S.A. S



## Electrosurgical Unit

Model YR02145



### Optional electrosurgical Accessories

\*All specifications and figures are subject to change without notice

\* If the accessories you need are not listed here, please consult our international distributors or sales representatives

#### Pencil (or called electrode holder) and control

Ordering No	Description	Remark
7SB-150100-00S	Finger-switch pencil	Disposable
7SB-150102-00S	Foot-switch pencil	Disposable
7SB-150105-00R	Finger-switch pencil	Reusable
7SB-150107-00R	Foot-switch pencil	Reusable
7NZ-310180-100	Bipolar forceps without cable, bayonet-shaped, Tip 1mm/Size 200mm	Reusable
7LX-190110-00R	Connecting cable for bipolar forceps, 3 meters	Reusable
NGD-020	Foot-switch for foot-switch pencil and bipolar forceps	Reusable



#### Electrode

Ordering No	Description	Remark
7DJ-150110-00S	Blade electrode, 70mm shaft, sterile	Disposable
7DJ-150120-00S	Needle electrode, 70mm shaft, sterile	Disposable
7DJ-150140-00S	Ball electrode (Φ3mm), 70mm shaft, sterile	Disposable
7DJ-150170-07S	Square loop, W*H=10*7mm, 130mm shaft, sterile	Disposable
7DJ-150175-10S	Semi-round loop, W*H=10*10mm, 130mm shaft, sterile	Disposable
7DJ-150195-00S	Conization electrode, 130mm shaft, large, sterile	Disposable



#Letsgivingmore ❤️

Thanks to your purchase, a donation will be made to a non-profit foundation that fights against breast cancer and helps most vulnerable communities.




All rights reserved © KALSTEIN France S. A. S.,  
Optimum Business Center 450 Rue Baden Powell,  
• 34000 Montpellier, France.  
Tél: +33 467158849 / +33 680760710/ +33 663810023  
<https://kalstein.eu>  
KALSTEIN FRANCE, S.A. S






## Electrosurgical Unit

Model YR02145



### Patient return electrode

Ordering No	Description	Remark
GP202S-A	Patient return electrode without cable, split type, for Adult	Disposable
GP202D-A	Patient return electrode without cable, solid type, for Adult	Disposable
GP202S-P	Patient return electrode without cable, split type, for Children	Disposable
7LX-150602-0DS	Connecting cable for disposable patient return electrode (split type), 3 meters	Disposable
7LX-150602-0SS	Connecting cable for disposable patient return electrode (solid type), 3 meters	Disposable
7JB-150670-0DR	Patient return electrode without cable, split type, for Adult	Reusable
7LX-190305-0DR	Connecting cable for reusable patient return electrode (split type), 3 meters	Reusable
7JB-EB0351-002	Steel return electrode	Reusable



### Other accessories

Ordering No	Description	Remark
7SB-FQJ-001	Cable for connecting electrosurgical unit and celioscope	
7BZ-HFSUTC-001	Mobile cart	
DDFJ-10-00	Adaptor for thick or thin pin-leg to electrosurgical unit, $\Phi 7\text{mm}$ to $\Phi 6.3\text{mm}$	
DDFJ-20-00	Adaptor for thick or thin pin-leg to electrosurgical unit, $\Phi 8.5\text{mm}$ to $\Phi 6.3\text{mm}$	



### #Letsgivemore

Thanks to your purchase, a donation will be made to a non-profit foundation that fights against breast cancer and helps most vulnerable communities.



All rights reserved © KALSTEIN France S. A. S.,  
Optimum Business Center 450 Rue Baden Powell,  
• 34000 Montpellier, France.  
Tit: +33 467158849 / +33 680760710/ +33 663810023  
<https://kalstein.eu>  
KALSTEIN FRANCE, S.A. S



## Technical specification

Monopolar				
Cutting mode	Max. power output (watts)	Load (ohms)	Open circuit Vp-p	Crest factor
Pure	350w (grey) / 150w (white)	500	1,800 / 1,200v	1.5
Blend1	300w (grey) / 120w (white)	500	2,700 / 2,000v	1.9
Blend2	200w (grey) / 80w (white)	500	2,400 / 1,700v	2.3
Blend3	150w (grey) / 60w (white)	500	2,900 / 3,000v	3.1
Coagulation mode				
Point	100w (grey) / 70w (white)	500	4,600 / 3,900v	4.5
Soft	100w (grey) / 70w (white)	500	3,600 / 3,300v	4.5
Bipolar				
Coagulation mode				
Standard	50w (grey) / 50w (white)	100	600 v	1.5

## Other

Accessory & supply connection	
Finger-switch pencil	1
Foot-switch pencil	2
Patient return electrode	1
Foot-switch	1
AC power supply	1
Equipotential bonding	1
Surgical smoke evacuator	1 (but surgical smoke evacuator is optional)
Power feature	
Rate frequency	512 kHz (110/240vAC, 60/50Hz)
Isolated output	YES
Quantitative display of contact area	YES, for "Split" type of neutral electrode
Contact area indicator lamp	10 lamps (one for 10% contact), alarm beep and flicker if contact < 20%
Split/solid neutral electrode definition	YES, "Split" or "Solid" indicator lamp lights up
Adjustable alarm volume	YES
Operational duty cycle	10 seconds ON, 30 seconds OFF
Cooling method	Convection
Regulation	
Type according to EN 60601-1	CF
Protection class to EN 60601-1	class I
Classification acc.to MDD 93/42/EEC	IIb
Physical	
Dimension (WxDxH)	330 x 450 x 150 mm
Weight	7.0 kg



### #Letsgivemore

Thanks to your purchase, a donation will be made to a non-profit foundation that fights against breast cancer and helps most vulnerable communities.



All rights reserved © KALSTEIN France S. A. S.,  
Optimum Business Center 450 Rue Baden Powell,  
• 34000 Montpellier, France.  
Tit: +33 467158849 / +33 680760710/ +33 663810023  
<https://kalstein.eu>  
KALSTEIN FRANCE, S.A. S





 **Kalstein**<sup>®</sup>  
A different accompaniment, at your service

#LETSGIVEMORE 

**WITH THE  
ACQUISITION  
OF A KALSTEIN  
EQUIPMENT**

YOU MAKE A CONTRIBUTION TO:



**Fundación  
Jacinto Convit**

<https://www.jacintoconvit.org/>



<https://onetreepanted.org>



**Humatem**

Solidarité et coopération  
biomédicale

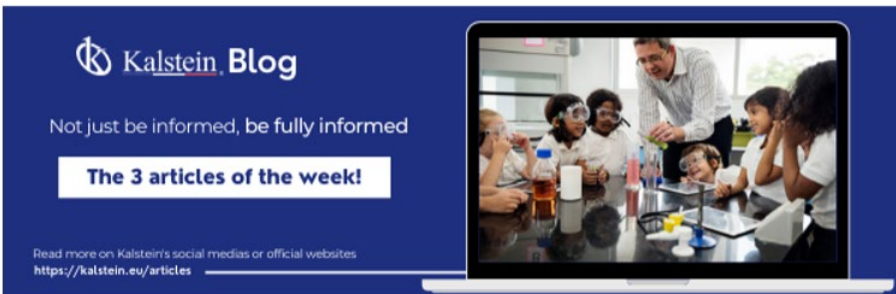
<https://www.humatem.org/>



**MANIAPURE  
FOUNDATION USA**

<https://www.maniapurefoundation.org/>

**Articles Kalstein**  
(Social Networks and Official Websites)



**Kalstein Blog**  
Not just be informed, be fully informed  
**The 3 articles of the week!**  
Read more on Kalstein's social medias or official websites  
<https://kalstein.eu/articles>

**1**  
Read this ARTICLE NOW



**How does the climate affect your microscope?**  
A microscope is an instrument that allows observing and measuring objects that are too small to be seen with the naked eye. This is achieved through a complex system of lenses and mirrors, which form

**Kalstein Blog**  
**Article of the week:**  
How does the climate affect your microscope?  
Read more on Kalstein's social medias or official websites  
<https://kalstein.eu/articles>

**2**  
Read this ARTICLE NOW



**What is the importance of the laboratory refrigerator?**  
A refrigerator in a laboratory is one of the most important pieces of equipment. It is used to maintain, in a controlled environment (refrigerated space), various fluids and substances.

**Kalstein Blog**  
**Article of the week:**  
What is the importance of the laboratory refrigerator?  
Read more on Kalstein's social medias or official websites  
<https://kalstein.eu/articles>

**Kalstein Training Videos**  
(Youtube Channel and Official Websites)



**Kalstein France - Jacinto Convit Foundation / Allianc...**  
23 views • 3 years ago



**Kalstein's Microscopes**  
445 views • 1 week ago



MONTPELLIER - FRANCE  
**HEADQUARTER**  
Optimum Business Center,  
450 Rue Baden Powell,  
34000 Montpellier - France.

**Fax:** +33 (0) 4 67 15 88 49  
**Tif:** +33 (0) 6 80 76 07 10  
[sales@kalstein.eu](mailto:sales@kalstein.eu)

<https://kalstein.eu/>  
<https://www.kalstein.fr/>

**Official Websites for Latin America.**

