




# LABORATORY LINES

HORIZONTAL  
ELECTROPHORESIS



**Kalstein**®

A different accompaniment, at your service





# Kalstein®

A different accompaniment, at your service

OUR SERVICES

## Benefits and Support

In Kalstein France, we take care of the full satisfaction of our customers, that is why we provide value-added services of the highest level based on our experience.



### Online Inductions and Trainings

In any part of the world, receive your induction or training from our specialized team of engineers



### Quick Response

Our work team is always available to response all your consults or questions, in order to support you in any situation.



### #Letsgivemore ♥

Thanks to your purchase, a donation will be made to a non-profit foundation that fights against breast cancer and helps most vulnerable communities.



### Technical Support

Enjoy of personalized advice for the correct preventive and corrective maintenance of your equipment, thanks to Kalstein's manuals and articles, special catalogues and video tutorials.



### Delivery Logistics

We take care of all the necessary logistics for the dispatch of your goods, whether is by sea, land or air.



### Kalstein Worldwide

With more than 25 years growing with our customers, Kalstein's multiformat and modern content, is now present in more than 10 countries and increasing.



## Cellulose Acetate Membrane Horizontal Electrophoresis



**Model YR03424**

### Product Description

- With a cooling device, which can make the electrophoresis process under constant temperature
- You can adjusting the position of the adjusting rod according to the medium length, to meet the different electrophoretic distance.
- Unfolded electrodes make repair and parts replacement easy and quick.
- Auto-switch-off when the lid is removed.
- Doble-bridge design
- Adjustable Rod: 04
- Removable electrodes enable maintenance
- Cellulose Acetate Membrane
- Body Tank with Electrodes
- Cooling Tube
- Lib with cables
- Weight 1,6 Kg



<b>Model</b>	YR03424
<b>Bridge Size (W×L)</b>	70×250mm×2; 90×250mm×2.
<b>Buffer Volume</b>	~1000ml.
<b>Dimension</b>	L×W×H) :350×260×65 (mm)
<b>Net weight</b>	1.6 (kg)



**#Letsgivemore** ♥

Thanks to your purchase, a donation will be made to a non-profit foundation that fights against breast cancer and helps most vulnerable communities.



All rights reserved © KALSTEIN France S. A. S.,  
 2 Rue Jean Lantier • 75001 Paris •  
 +33 1 78 95 87 89 / +33 6 80 76 07 10 •  
<https://kalstein.eu>  
**KALSTEIN FRANCE, S. A. S**



## Cellulose Acetate Membrane Horizontal Electrophoresis



Model YR03424

KALSTEIN ELECTROPHORESIS SYSTEMS


In Kalstein you can find the ideal Electrophoresis systems for your laboratory

Electrophoresis is a common technique in the clinical laboratory. It allows the separation of chemical species (nucleic acids or proteins) along an electric field based on their size and their electric charge.



### Agarose gel electrophoresis

Agarose gel is a good electrophoretic support. In addition, its nature gives it the characteristic of being able to separate molecules based on their size. This support allows nucleic acids to be separated based on their size. It is used to separate large molecules.



### Polyacrylamide gel electrophoresis

Polyacrylamide gel is considered the best support. They also have great mechanical stability and are insoluble in water. Among so many advantages there is a drawback that is limiting its use: it is neurotoxic. It is used for the separation of proteins and, like the agarose gel, allows the separation of molecules based on their size.



### Capillary electrophoresis

This technique differs a lot from the previous ones. The support is different, since it uses fused silica capillaries, covered with a layer of polyimine. The results are visualized through a computer screen.

KALSTEIN UPDATED

What is your ideal electrophoresis systems for your laboratory?

There are countless models, so it is normal that you do not know which electrophoresis system to buy to suit your needs. At Kalstein, we evaluate them to find what you are looking for.

**What is an electrophoresis system?**

Electrophoresis is an analytical method in which a controlled electric current is used in order to separate biomolecules according to their size to electric charge ratio, using a gelatinous matrix as a base...

[Read the article](#)

**Horizontal and vertical electrophoresis**

Gel electrophoresis is a laboratory technique used in genetics to separate mixtures containing DNA, RNA, and other proteins according to their respective molecular size and charge...

[Read the article](#)



#Letsgivemore ❤️

Thanks to your purchase, a donation will be made to a non-profit foundation that fights against breast cancer and helps most vulnerable communities.



All rights reserved © KALSTEIN France S. A. S.,  
2 Rue Jean Lantier • 75001 Paris •  
+33 1 78 95 87 89 / +33 6 80 76 07 10 •  
<https://kalstein.eu>  
KALSTEIN FRANCE, S. A. S.





 **Kalstein**<sup>®</sup>  
A different accompaniment, at your service

#LETSGIVEMORE 

**WITH THE  
ACQUISITION  
OF A KALSTEIN  
EQUIPMENT**

YOU MAKE A CONTRIBUTION TO:



**Fundación  
Jacinto Convit**

<https://www.jacintoconvit.org/>



<https://onetreepanted.org>



**Humatem**

Solidarité et coopération  
biomédicale

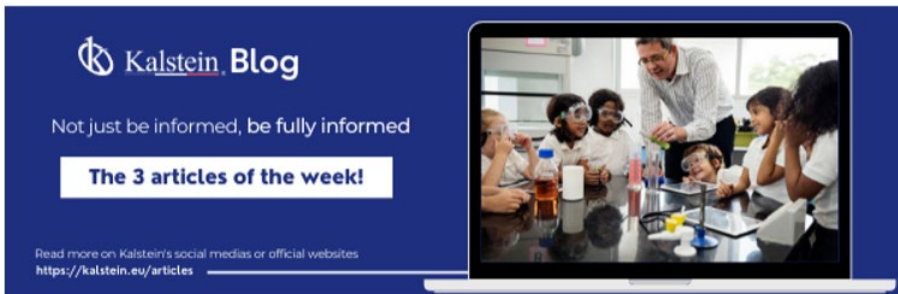
<https://www.humatem.org/>



**MANIAPURE  
FOUNDATION USA**

<https://www.maniapurefoundation.org/>

**Articles Kalstein**  
(Social Networks and Official Websites)



**Kalstein Blog**  
Not just be informed, be fully informed

**The 3 articles of the week!**

Read more on Kalstein's social medias or official websites  
<https://kalstein.eu/articles>

**1**  
Read this ARTICLE NOW



**How does the climate affect your microscope?**

microscope is an instrument that allows observing and measuring objects that are too small to be seen with the naked eye. This is achieved through a complex system of lenses and mirrors, which form

**Kalstein Blog**

**Article of the week:**  
How does the climate affect your microscope?

Read more on Kalstein's social medias or official websites  
<https://kalstein.eu/articles>

**2**  
Read this ARTICLE NOW



**What is the importance of the laboratory refrigerator?**

refrigerator is a device that is one of the most common pieces of equipment used in laboratories. It is a controlled environment (refrigerated space), various fluids and substances

**Kalstein Blog**

**Article of the week:**  
What is the importance of the laboratory refrigerator?

Read more on Kalstein's social medias or official websites  
<https://kalstein.eu/articles>

**Kalstein Training Videos**  
(Youtube Channel and Official Websites)



**Kalstein France - Jacinto Convit Foundation / Alliances**  
23 views • 3 years ago



**Kalstein's Microscopes**  
445 views • 1 week ago



PARIS - FRANCE  
**HEADQUARTER**  
2 Rue Jean Lantier  
75001 Paris - France

**Tlf:** +33 (0) 01 78 95 87 89  
**Cel:** +33 (0) 6 80 76 07 10  
[sales@kalstein.eu](mailto:sales@kalstein.eu)

<https://kalstein.eu/>  
<https://www.kalstein.fr/>

